



Visit <http://ezschoolpay.com> and Log-in using your Email and Password. Is this your first time visiting our site? Register for a free account to get started! Once logged in, you will be directed to your HOME page.

From the HOME screen, to the left in the blue box is the menu:



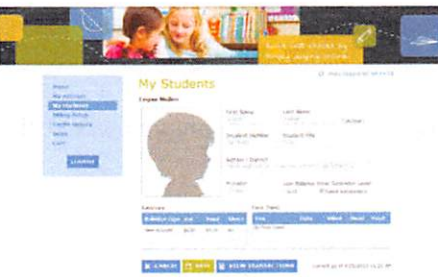
MY ACCOUNT:

- UPDATE PERSONAL INFORMATION
- CHANGE SECURITY QUESTION
- CHANGE PASSWORD
- CLOSE MY ACCOUNT (terminates account)



MY STUDENTS:

- the PENCIL GRAPHIC (access student screen)
- CONTACT SCHOOL (send Manager an e-mail)
- ADD A STUDENT (link another student to your account)
- The CLIPBOARD GRAPHIC (view previous 30 days transaction history)
- MAKE A PAYMENT (add funds to your student's account)



Within the STUDENT SCREEN Parents can:

- Set a **LOW BALANCE EMAIL REMINDER**
CLICK on box to **SEND REMINDERS**



Within the STUDENT SCREEN Parents can:

- Click on **VIEW TRANSACTIONS**
Previous 30 day Transaction History will be displayed



From the MY STUDENTS screen, to CONTACT SCHOOL

- Calling your school is recommended for quick response.
- Inquiry by email may be delayed due to volume.

From the MY STUDENTS screen, to LINK STUDENT



- Click on ADD A STUDENT
- Enter Last Name and Student ID #, OR enter Last Name, First Name and Birth Date (check appropriate bubble)
- Designated student to link to account will appear, click SAVE.
- To add multiple students, repeat this process.

BILLING SETUP (from blue box on left)



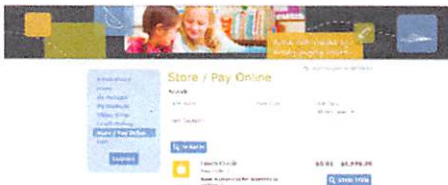
- ADD CREDIT CARD(S)
*This feature is for convenience, not a requirement. You may SAVE credit card information for one or more cards on our secure site so you will not have to enter payment/billing information every time you add money your student's account.

CREDIT HISTORY



- Search and view receipts for payments made to your EZSchoolPay account for the last 6 months

STORE/PAY ONLINE

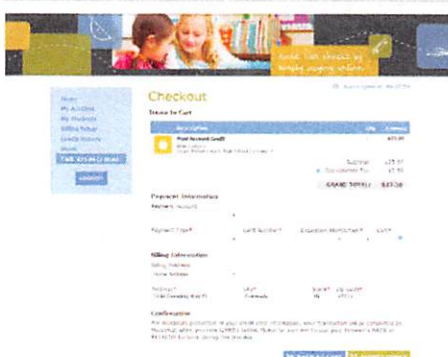


- Select VIEW ITEM



- In the AMOUNT box, enter the dollar amount you would like to add to your student's account.
- Click ADD TO CART
- You may continue to add additional items to your cart. Once you are finished, you will may PROCEED TO CHECKOUT

CHECKOUT/PAYMENT



- You may enter your credit card/billing information for a one-time payment or use your stored card(s).
- Click SUBMIT ORDER

Need additional assistance? Please visit our website www.EZSchoolPay.com for answers to frequently asked questions.